

603338

1

www.sse.com.cn

2

3

4

5

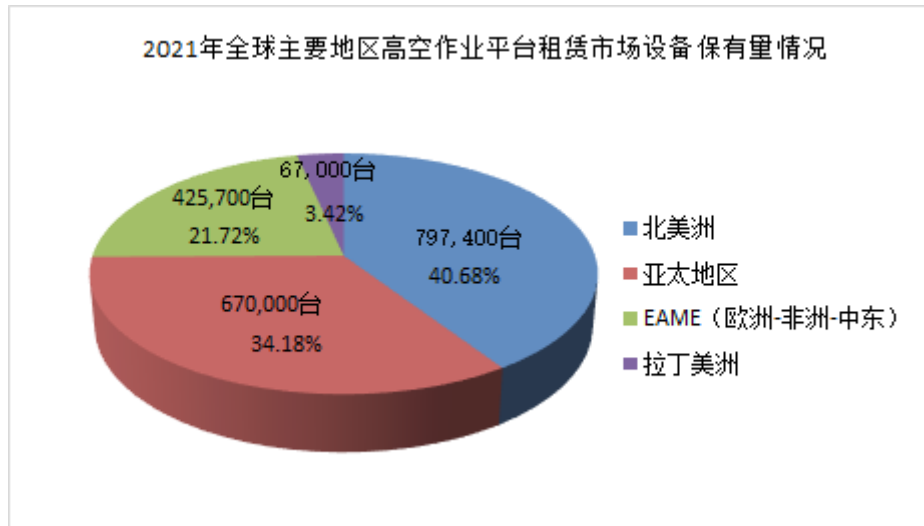
2022	506,347,879	10
5.00	253,173,939.50	

1

			603338	

--	--	--	--	--

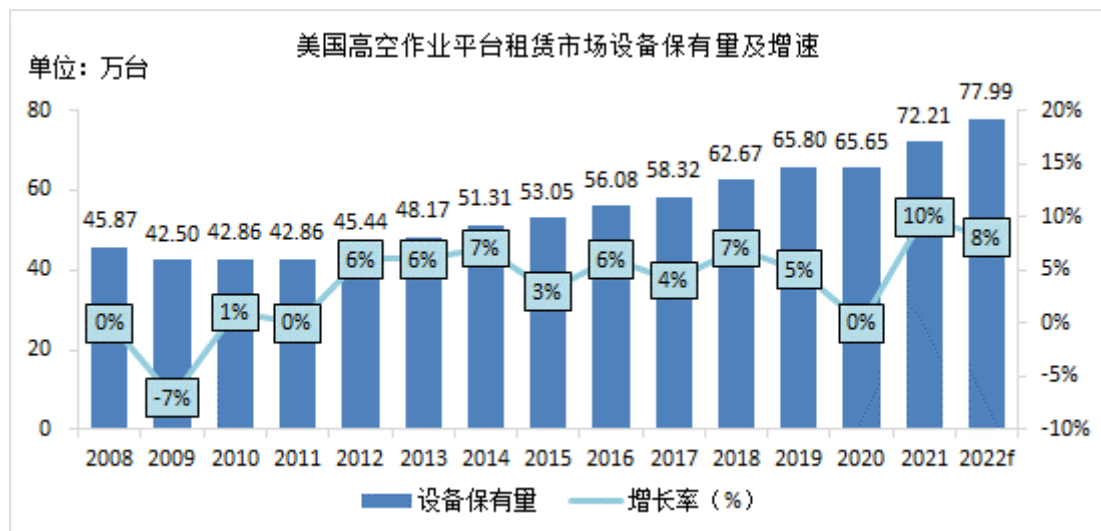
40.68% 34.18% EAME - - 21.72%

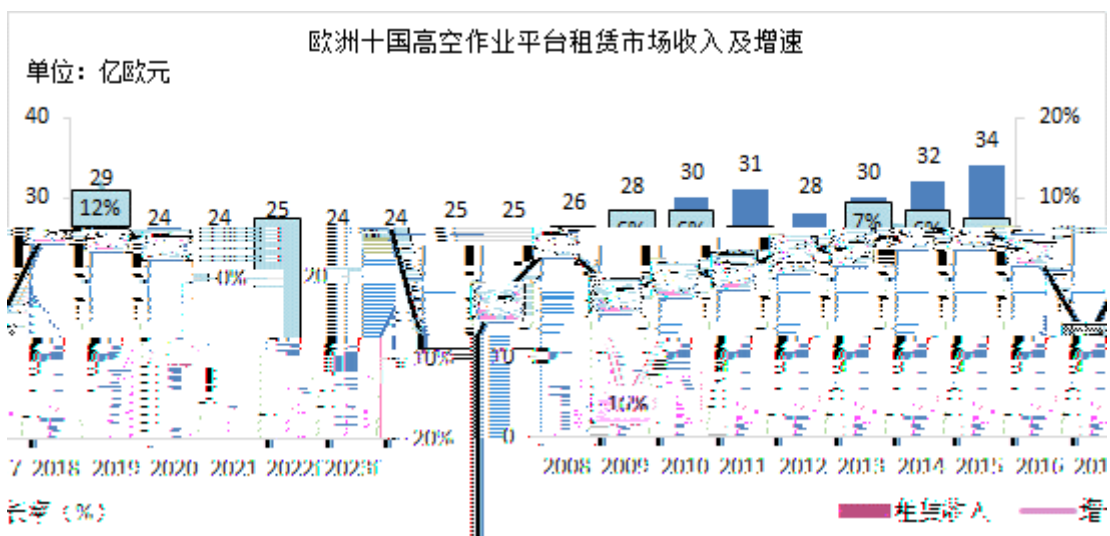
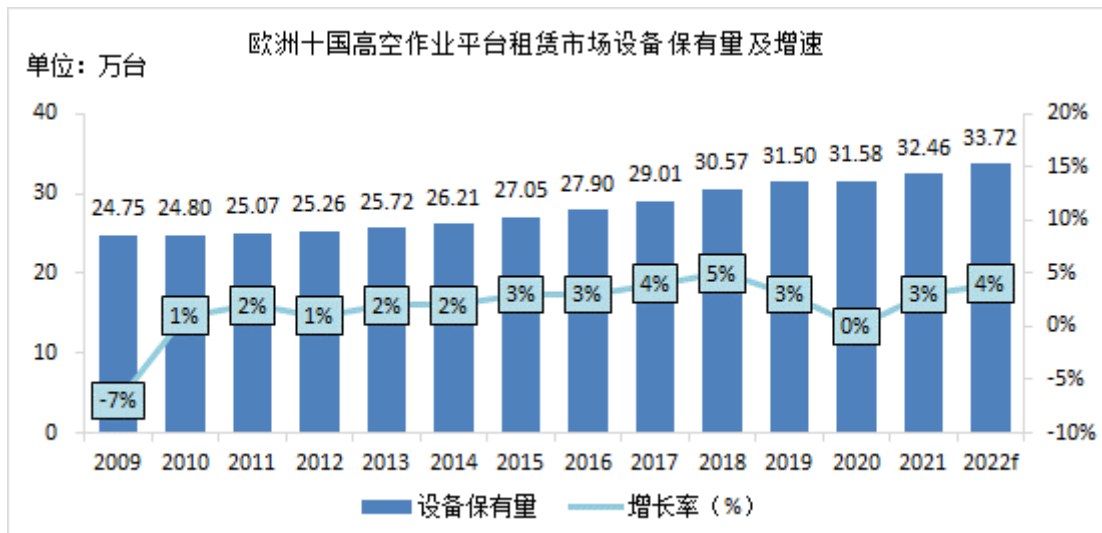
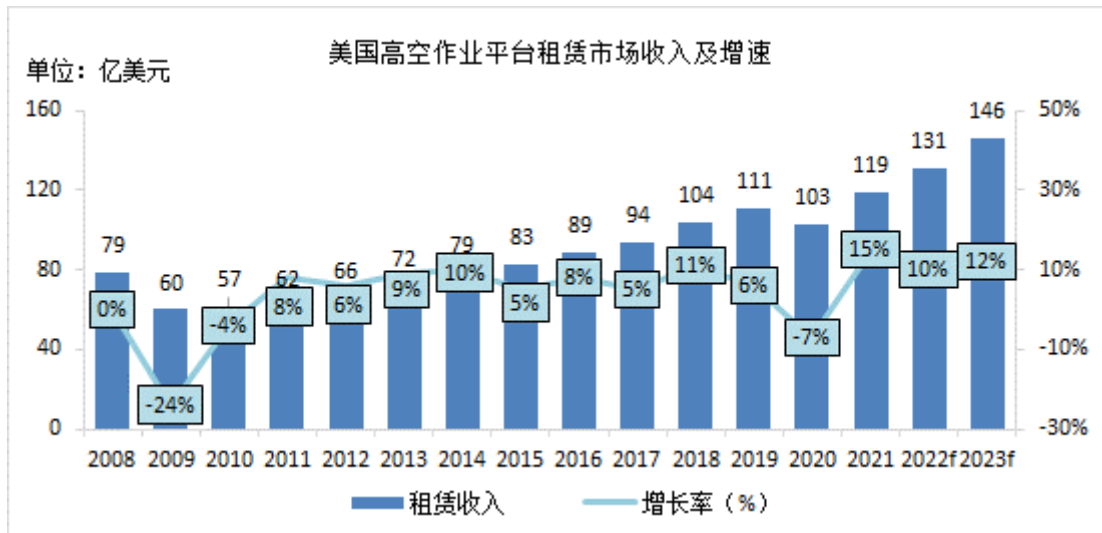


2021

IPAF Powered Access Rental Market Report 2022 - Global with all countries

1





15%

32.46

3%

30

7%

2

3

I PAF Powered Access

Rental Market Report 2022 2021

32.97

57%

109.82

47%

“ ” “ ”

2021 3

“ ”

2021

6

2021 11

10

1.2

2022 8

3690

2022 12 1

2016

2022

95.44%

62.29%

97.22%

100%

16-44

150



44


454kg

32

1000kg







Access International "

3

3.1 3

	2022	2021	(%)	2020
	11,801,808,510.70	9,574,469,629.61	23.26	5,869,032,275.04
	7,065,182,675.51	5,978,168,759.07	18.18	3,744,157,600.25
	5,445,152,632.63	4,939,315,984.85	10.24	2,956,758,302.06
	1,257,239,985.94	884,463,388.10	42.15	664,140,192.72
	1,233,091,494.05	859,497,377.48	43.47	626,077,412.96
	936,702,405.95	373,661,724.56	150.68	891,764,853.05
%	19.32	20.89	1.57	19.16
	2.48	1.82	36.26	1.37
	2.48	1.82	36.26	1.37

3.2

	1-3	4-6	7-9	10-12
	1,253,172,271.14	1,691,324,601.86	1,223,673,954.97	1,276,981,804.66
	195,701,644.87	378,360,717.69	302,407,846.41	380,769,776.97
	191,423,906.21	364,799,118.63	285,911,329.94	390,957,139.27
	-206,705,862.15	184,736,082.89	383,345,315.18	575,326,870.03

4

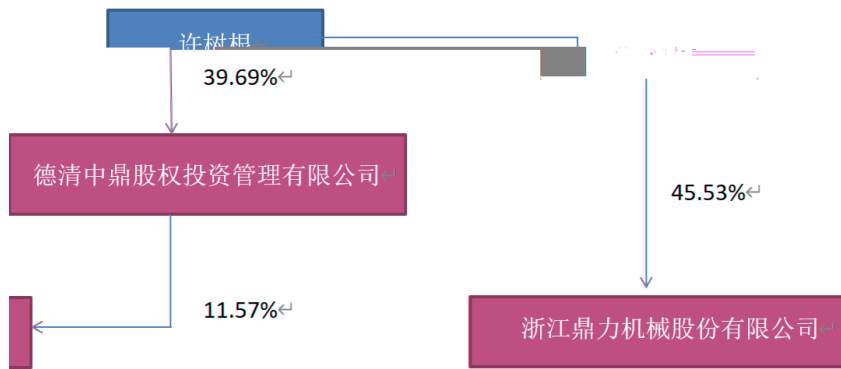
4.1

10

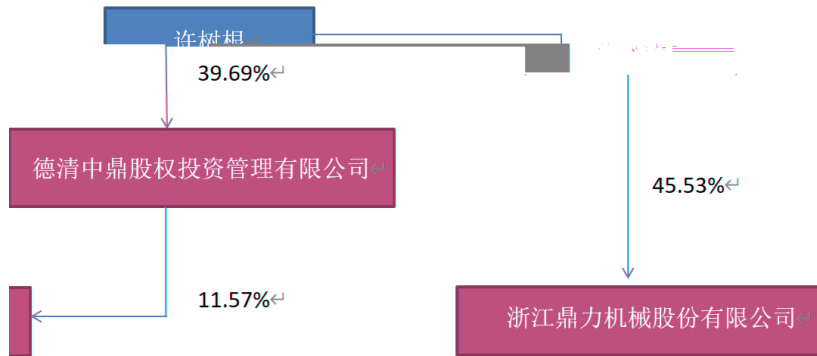
	:	24,431
		23,185
		0

						0	
10							
			(%)				
	0	230,564,600	45.53	0			
	0	58,589,180	11.57	0			

-23,852,895 37,932,241 7.49 0



4.3



4.4

10

5

	544,515.26	10.24%
125,724.00	42.15%	

2