

603338

2023

1

**www.sse.com.cn**

2

3

4

5

	2023	506,347,879	10
10		506,347,879	

1

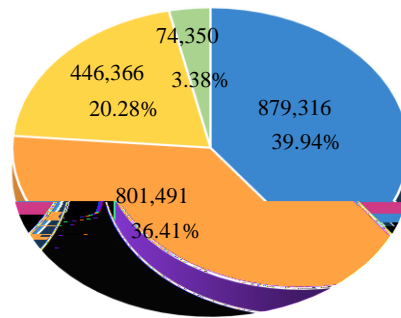
A			603338	

	188	188
	0572-8681698	0572-8681698
	dingli@cndingli.com	dingli@cndingli.com

2

IPAF Rental Market Report 2023 2022

220	10%	88	39.94%	80
36.41% EAME	44.6	20.28%	7.4	3.38%
	2022			



IPAF Rental Market Report 2023

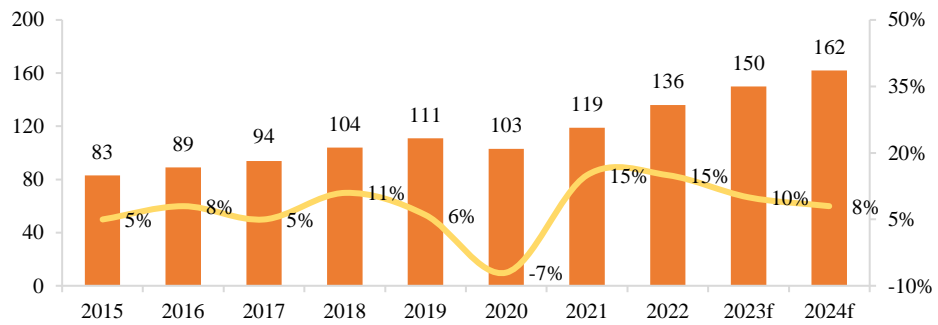
2022

GDP

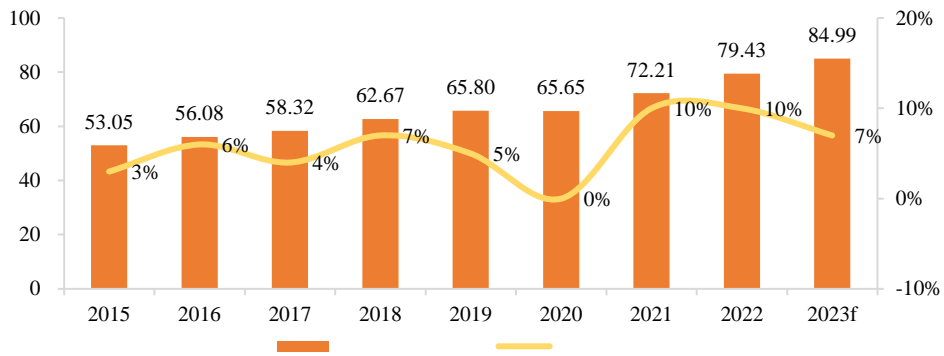
IPAF Rental Market Report 2023 2022

136	15%	2022
79.43	10%	2022
93%	20%	

2015-2024f



2015-2023f



IPAF Rental Market Report 2023 2022

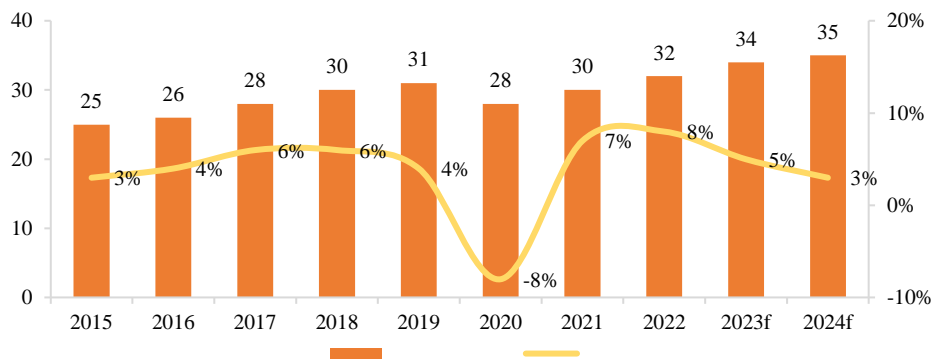
32 8% 34.02

5%

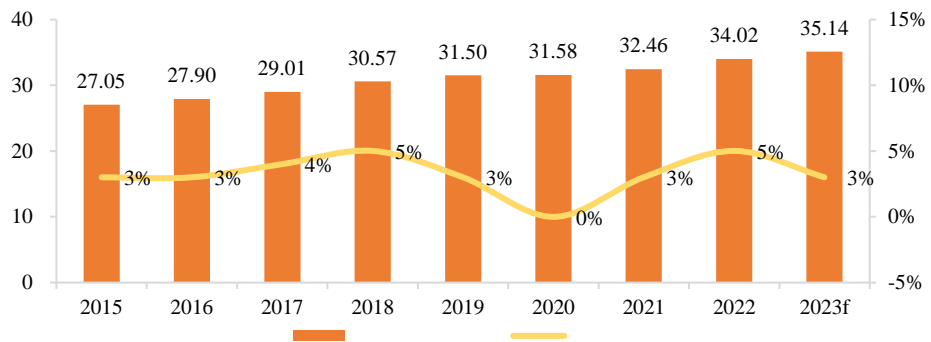
84%

46%

2015-2024f



2015-2023f



40%

25%

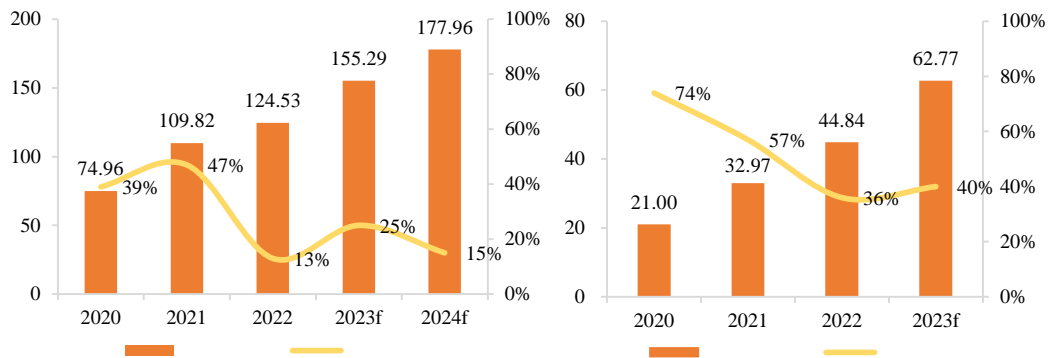
### IPAF Rental Market Report 2023 2022

124.53

13%

44.84

36%



	2016	2020	2023
	73.36%	11.07	
200			
44	454kg	32	1000kg

## 3

## 3.1

	2023	2022	(%)	2021
	14,207,301,141.89	11,801,808,510.70	20.38	9,574,469,629.61
	8,965,233,890.65	7,065,182,675.51	26.89	5,978,168,759.07
	6,311,963,849.93	5,445,152,632.63	15.92	4,939,315,984.85
	1,867,145,468.85	1,257,239,985.94	48.51	884,463,388.10
	1,807,712,981.65	1,233,091,494.05	46.60	859,497,377.48
	2,227,397,039.34	936,702,405.95	137.79	373,661,724.56
%	23.36	19.32	4.04	20.89
	3.69	2.48	48.79	1.82
	3.69	2.48	48.79	1.82

## 3.2

	1-3	4-6	7-9	10-12
	1,301,761,039.06	1,796,692,152.96	1,643,632,215.62	1,569,878,442.29
	319,461,689.36	512,195,417.53	461,843,827.04	573,644,534.92
	308,236,033.16	506,356,599.75	426,491,776.08	566,628,572.66
	238,622,704.69	610,997,551.99	694,432,177.33	683,344,605.33

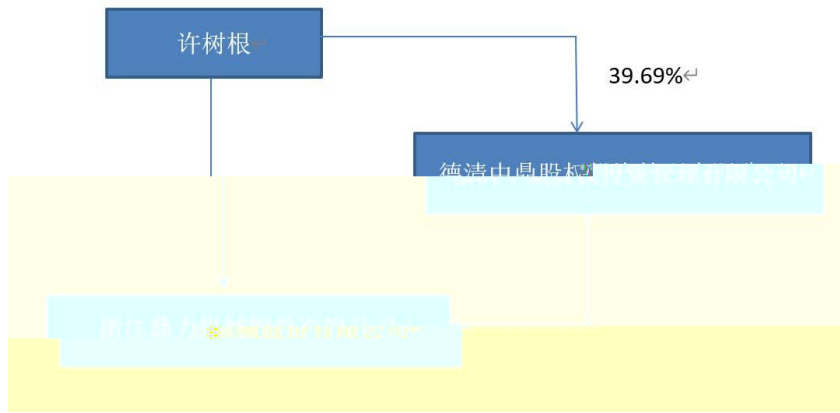
4

4.1

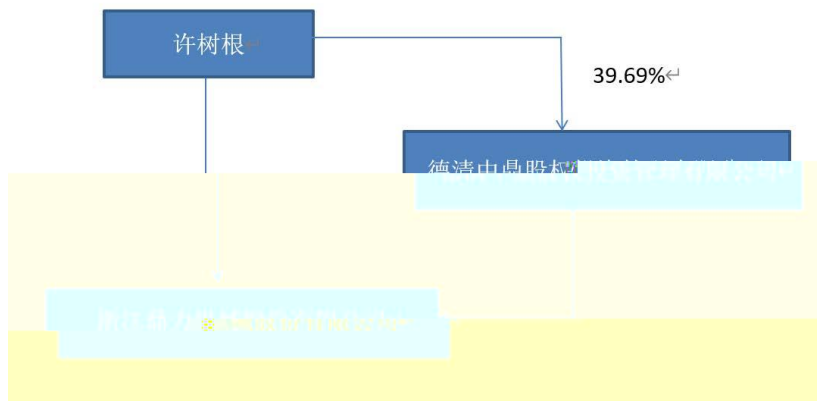
:

					20,897		
					20,653		
					0		
					0		
10							
			(%)				
	0	230,564,600	45.53	0			
	0	58,589,180	11.57	0			
	11,750,605	49,682,846	9.81	0			
	2,348,097	9,010,636	1.78	0			
	-2,045,500	4,959,484	0.98	0			
LOF	52,751	4,117,951	0.81	0			
	1,074,820	4,108,147	0.81	0			
	-246,760	3,919,722	0.77	0			
	-523,333	2,747,334	0.54	0			
	-396,635	2,693,500	0.53	0			
					39.69%		

4.2



4.3



4.4

5

1

	631,196.38	15.92%
186,714.55	48.51%	

